

The Swineherd

**Opera da Camera for soprano, tenor, flute,
viola, harp, and percussion**


William Osborne

Intentionally blank


Performance Notes

Notation

Each player reads from a full score.

 = pause or hold approximately 9 seconds

Page one: Read in the following order: 1A, 1B, 1C, 2A, 2B, 2C, etc. Each circle has an independence of tempo and vertical relation with the other parts but the total duration of each circle should be approximately the same. When the last circle has completed 3C go directly to the "coalition phrase." Pause 5-8 seconds between each part.

Page two: For the circle follow a numerical order beginning each successive part according to the cue arrows. E.g.  means begin part 3 at this point. If there is no cue the next section follows in tempo.


Page six: Each circle follows the numerical order. Pause 5-8 seconds between each part. As indicated the top circle waits about 15 seconds before entering and the bottom circle about 7. The circles should end at approximately the same time.

Page nine: Read in the same manner as the page two circle.

All instruments sound where written except glockenspiel, celeste, and crystal goblet which sound 8va higher. Crotales sound 15ma. higher.

Special Effects

Percussion: Bowed crotales- Stroke crotales with a well rosined bass bow. On pages one and nine two crotales are bowed at once thus requiring two bass bows. Crystal goblet- Rub a moistened finger around the rim of a goblet tuned with water. Harmonica- The part can be played by the percussionist because it is very simple. The passages on pages seven and eight appear difficult but they aren't because they involve only the lowest and highest triads of the instrument with a glissando in between. The vowel effects are produced by forming them with the mouth while playing. Tremolos are produced by a fast back and forth lateral movement of the instrument across the mouth.

Voice: o → a means to modulate gradually between the vowel sounds.  Trills notated thus are Monteverdi trills. (I.e. A tremolo on a single note.) The vowel sounds of the vocalise on page ten are pronounced as they would be in Italian.


Staging

The work may be performed staged or unstaged. If staged the instrumentalists should not play from a pit but on stage behind the singers. A platform might be used. Some simple stage directions are given in the score. Two props are necessary, a red rose and some glass wind chimes. Costuming, lighting, and staging can be very simple or more elaborate if the means are available. The "Dance" and "Revelation" can be used as ballets. The work is very freely based on the fairytale of Hans Christian Anderson of the same name.

Voices and Instrumentation

Soprano
Tenor
Viola
Flute
Harp

Percussion:

vibraphone
crotales  (sounds 15ma)

glockenspiel
xylophone
tubular bells
6 tuned membranes
2 suspended cymbals (large and small)
harmonica in G minor
5 wood blocks
Kabuki blocks
maracas
glass chimes
bell tree
2 bass bows
crystal goblet


(actual pitch)

Libretto

To be presented with the atmosphere and suspension of a dream.

Gift

[The lighting has risen on a Prince. He is holding a Rose. His mind has been abstracted by its beauty.]

Prince: "Rose,
Rose of the Garden,
Rose of dreams."

[As he sings this last phrase he gives the Rose to the Princess as the lighting rises on her. She is bewildered and confused by the gift. She does not know if she is dreaming or if it is real.]

Princess: "Between two worlds,
Like ghostly angels.
Vivid vision--
Sight's will."

"Rose...
Nocturne's flower,
Celestial dream.
Rose...
Rose..."

[Lighting fades on Princess]

(Dance)

Seduction

[The lighting has slowly risen on the Prince and Princess. His back is to the audience. He has made the magic chimes and she is enchanted and bewitched by their beauty. She casts the Rose aside...]

Princess: "Why that's my song
I hear among the pens.
Let's find this man of taste
And be his friends."

"Kind Sir, what do you want for those sweet chimes?
They ring so beautifully in your gentle hand.
For now I find my long sought fantasy,
Is now a part of this reality."

[He musingly rings the glass chimes. Then singing as he turns, exposes to her horror, the grotesque mask of a swineherd.]

Prince: "Ten Kisses!"

Princess: "Oh how rude you are! I leave at once,
This dirty pigman who creates such silly stunts.
You are a man beneath my Kiss,
And for that price the chimes I will dismiss!"

[He sounds the chimes again. Falling under their spell she succumbs.]

Princess: "Listen,
Listen to the chimes,
How sweet the song."

"Very well...
Very well..."

[She embraces him. The lighting fades.]

(Revelation)

Banishment

[The Princess appears in a dim light shocked and anguished. She has been banished from her realm for kissing the Swineherd. She sings a vocalise and takes up the Rose she had cast aside.]

Princess: "Between two worlds,
Ghostly angels."

[A dim light has appeared on the Prince. He is now without the mask.]

Prince: "The Rose you would not have."

Princess: "Life's a dream."

Prince: "Banished forever."

Princess: "Am I dreaming?"

[The light on the Prince gradually fades. The Princess continues...]

Princess: "Ah my dear Augustine,
Our dreams are
done, done, done..."

"Ah my dear Augustine,
Our dreams are
done, done, done..."

The Swineherd

(A FAIRYTALE)

for soprano, tenor, flute, viola,
harmonica, harp, and perc.

WILLIAM OSBORNE

[Illumination of the Rose]

Gift

chimerico $\text{♩} \approx 60$

The score is divided into two main sections: 'Illumination of the Rose' and 'Gift'. The 'Gift' section is marked 'chimerico' with a tempo of approximately 60 beats per minute. The score includes parts for Flute (fl.), Viola (v.), Percussion I and II (perc.), Harp, and various woodwinds including Vobo (vobo) and Horn (hr.).

Key performance instructions include: *espressivo*, *con sord.*, *senza sord.*, *mp*, *pp*, *ppp*, *al niente*, *languidly*, *to coalition phrase*, *[TACIT]*, *Prince*, *Rose*, and *al niente*. There are also specific markings for 'bowed crat.', 'susp. cym.', 'slight bells', and 'al. bells'.

Rehearsal marks are numbered 1A through 3C. A circular callout labeled 'flute and viola' is present in the upper right section. Another circular callout labeled 'perc.' is in the middle right section. A box at the bottom right contains the text: 'The lighting rises on the Prince. He is holding a rose. His mind has been abstracted by its beauty.' Below this box, there is a small musical sketch for 'Prince' and 'Rose'.

At the bottom right, there is a box that says 'Coalition Phrase' and a box that says 'go directly to next page'.

quasi lontano (♩ = ca. 45)

molto accel. e cres. (♩ ca. 120)

Prince
 flute
 viola
 vibraphone
 harp

ppp *mf* *molto*

Rose of the Gar-den

senza sord.

Prince
 flute
 viola
 vibraphone
 harp

mp *pp* *molto rall.*

Rose of dreams

mp *rall. e dim.* *pp*

più mosso (♩ ca. 88)
 armonica
 sva
 da niente

As he sings this last phrase he gives the rose to the Princess as the lighting rises on her. She is bewildered and confused by the gift. She does not know if she is dreaming or if it is real.

Princess
 flute
 viola
 vibraphone
 harp

ppp *mp* *molto accel. e cres.*

Like ghostly an-gels

ppp *mp*

circle music

13
 armonica
 Princess
 Be-tween two worlds
ppp

2
 flute
 viola
 vibraphone
 harp

sordino *pp* *rall. e dim.*

4
 vibraphone
 harp

5
 viola
 perc.
 harp

senza sordino *mp* *crot.*

Princess
 harp

ppp *pp*

Vi-vi-d-vid-vis-ion

9
 harp

7
 flute
 vibraphone

ppp *pp* *mp*

3
 Princess
 Sight's will

ppp

9
 harp

9
 harp

to next page:

espressivo e rubato (♩ = ca. 40)

Princess
Rose mp ... Nocturne's flower mp ... Ce - les - ti - al dream ... Rose p ...

flute
(4) ... Senza sord. p ... (4) ... pp

viola
express. ... p ... (4) ... pp

vibra- phone
p ... rall. e dim. ... (4) ... pp

harp
(4) ... p ... (6) ... pp

lontano (7) ... pp

più lontano ... niente

Princess
Rose pp ...

flute
(4) ... sord. ... (6) ... pp

viola
pp

vibra- phone
pp

harp
pp

lighting fades on Princess

Dance

Scherzando (♩ = ca. 120)

(7) $\frac{7}{8}$ (ca. 160)

flute

perc. II

perc. I

harp

(13) $\frac{7}{8}$ Sempre

maracas

(2)

xylophone

perc. II

perc. I

harp

maracas

(3)

xylophone

wood block

xylophone

(6)

xylophone

(10)

xylophone

flute

perc. II

perc. I

harp

roto-toms

(5)

xylophone

roto-toms

roto-toms

xylophone

xylophone

crot.

xylophone

xylophone

f (sempre)

perc. II

perc. I

harp

5 wood blocks

maracas

maracas

xylophone

wood blocks

xylophone

(7)

xylophone

(5)

xylophone

(5)

xylophone

(13)

xylophone

(12)

harp

Coda

glass chimes

6 roto-toms

(5)

glass chimes

6 roto-toms

attaca trio

attaca

(Trio)

leggiero (♩=ca. 80)

flute (4) (p) flzg. (3) mp sfz

viola (3) mp glissando

wood blocks (3) mp

harp (4) (p) mp sva

bell tree (5) mf gliss. i.v.

flute (4) (p)

viola (3) mp glissando

wood blocks (3) mp vbph. mf

harp (4) (p) mp f

flute (♩=♩) (white tones senza vibrato) (♩=ca. 52) p mp sordino

viola (15) mp

vbph. (5) ppp

harp (4) (p) 6=♩♩ 6=♩♩ 6=♩♩ 6=♩♩ 5=♩ 3=♩ 3=♩

rall. A tempo

flute (4) (p) rall. e dim.

viola (4) (p)

harp (4) (p) 3=♩ 3=♩

Da Capo Minuetto

espressivo (♩ = ca. 56)

flute [1] *mp*

viola *mp*

lontano (♩ = ca. 72)

flute [2] *ppp*

viola *ppp*

flute and viola

[Panolog of the Chimes]

Seduction

Magical (♩ = ca. 60)

perc. II *pp* (cont. to pg. 7)

perc. I *ppp*

mormorando (♩ = ca. 60)

flute [3] *pp*

viola *mp*

da niente *mp*

to page 7

(♩ = ca. 48)

susp. cym. *ppp*

vbph. *pp*

1

(♩ = ca. 48)

bowed crot. *mf*

vbph. *mp*

2

percussion

(♩ = ca. 60)

crot. *pp*

3

very light beaters

bowed

m.o.

(♩ = ca. 60)

bell tree *mf*

vbph. *pp*

5

(♩ = ca. 60)

vbph. *pp*

3

4

tubular bells

lontano (♩ = ca. 48)

(♩ = ca. 60)

1

(♩ = ca. 60)

6

to page 7

(♩ = ca. 60)

2

subito *f*

(♩ = ca. 48)

5

(♩ = ca. 60)

3

(♩ = ca. 60)

4

mf *rall. e dim.*

* If the Flute does not have a B^b Key raise the A[#] one octave.

Mormorando (♩ = ca. 42)

flute
viola

1

ppp (sempre senza vibrato)

poco rit.

sempre con sordino

Più mosso (♩ = ca. 48)

flute
viola

mp

poco a poco più mosso

flute
viola

poco rit. mp f pochiss. rall.

subito più mosso (♩ = ca. 60)

flute
viola

f pochiss. rall. f

glockenspiel

(5)

2

glass chimes
susp. cyms.

mp

celesta
(harpist)

mp

molto rall. e dim. a niente

approx. 5 seconds

(very light beaters)

(give cym. a rapid stroke with a coin.)

ppp

Revelation

3

meno mosso (♩ = ca. 50)

flute
viola

mp

4

più mosso (♩ = ca. 72)

bowed
crotales

mp

4

glock.
vbph.
celesta

(3)

mp

5

Rall. e dim.

mp

5

mp

5

meno mosso (♩ = ca. 50)

flute
viola

mf

6

flute
viola
crystal goblet

p

pppp (barely audible)

atacca

Hold throughout parts 6+7, gradually fading for approx. 7 seconds after the last notes of the harp and vbph. have sounded.

7

vbph.

(♩ = ca. 76)

ppp

7

vbph.

molto accel.

7

vbph.

rall. e dim.

mp

7

vbph.

A tempo

ppp

7

vbph.

rall. e dim.

7

Più mosso (♩ = ca. 76)

celesta

pp

rall.

A tempo

6

celesta

molto accel. e cres.

molto rall. e dim.

f

6

celesta

A tempo

mf

6

celesta

rall. e dim.

pp

- * The upper note of the trill should barely sound. The effect should be a gentle warble.
- ** Glisses and harmonics for viola only.
- *** Vertical relationships and relative tempos should only be approximate.

Banishment

Darkly ($\text{♩} = \text{ca. } 30$)

harp

Princess

The Princess appears in a dim light shocked and anguished.

harp

Princess

poco a poco più mosso e espressione...

harp

Princess

molto allarg. Subito molto più mosso ($\text{♩} = \text{ca. } 120$)

flute

She gradually becomes overwhelmed by a dream and takes up the rose she had cast aside.

viola

perc.

susp. cym. (scrape with coin) vbph.

harp

flute

viola

vbph.

harp

* See performance notes.
 ** = triplet

flute
viola
vbph.
harp

flute
viola
vbph.
harp

flute
viola
vbph.
harp

Poco a poco diminuendo

flute
viola
vbph.
crotales
harp

Suspended... (poco meno mosso)

poco rall.

(bowed)

Princess

Between two worlds _____, Ghost _____ly an-gels _____.

mp

vbph.

Sempre simile

pp

crotales

mp

harp

mp

Princess

A dim light has appeared on the Prince. He is now without the mask.

Life's a dream _____.

mp

The light on the Prince gradually fades.

Am I dream-ing _____?

mp

Prince

The rose you would not have _____.

mp

Banished for ev-er _____.

pp

vbph.

pp

crotales

mp

harp

mp

Morendo poco a poco a silenzio...
meno mosso (d=ca. 4-8)

Princess

Ah my dear Au-gus-tine _____,

mp

Our dreams are done, done _____, done _____.

mp

Ah my dear Augus-tine _____,

mp

vbph.

pp

(2) (4)

(7) (2)

crotales

pp

mp

harp

p

rall. e dim.

Princess

Our dreams are done _____,

mp

Our dreams are done _____,

p

vbph.

(2) (4)

(3) (4)

(8) (2)

pp

crotales

p

harp

p

rall. e dim.

POLO A POLO MENO MOSO

Princess *lontano*
 done *pp*

vbph. *(4)*
(2) *pppp* *5*

crotales *pp* *rel. e dim.* *mf*

harp *pp* *rel. e dim.* *mf*

più lontano *molto rallentando*
 done *ppp* *silenzio* ...

m.o. bowed *ppp* *silenzio*

ppp *rel. e dim.* *silenzio*

Torino, Italia July 1980